

Demografie

1. Miscarea naturala a populatiei

	2005	2006	2007	2008	2009	2010	2011	2012	2013
Numar nascuti vii	5516	5321	5242	5559	5422	5065	4790	4812	4618
Natalitate	10.70	10.33	10.22	10.86	10.60	9.92	9.40	9.48	9.12
Numar total decedati	5742	5523	5310	5229	5456	5587	5248	5371	5216
Mortalitate	11.14	10.72	10.35	10.22	10.67	10.94	10.30	10.58	10.30
Sporul natural	-226	-202	-68	330	-34	-522	-458	-559	-598
Numar decese sub un an	74	60	53	46	39	39	29	39	20
din care 0 - 6 zile	43	25	27	20	19	22	20	17	13
0-27 zile	42	37	35	29	25	27	24	28	15
Mortalitate infantila	13.42	11.28	10.11	8.27	7.19	7.70	6.05	8.10	4.33
Numar nascuti morti	26	23	28	30	22	17	18	17	17
Mortinatalitate	4.69	4.30	5.31	5.37	4.04	3.35	3.74	3.52	3.67
Numar decedati 1-4 ani	15	11	9	8	8	6	4	7	3
Numar total decese materne	0	0	1	0	0	0	1	0	0
din care avort	0	0	0	0	0	0	0	0	0
risc obstetric	0	0	1	0	0	0	0	0	0
Mortalitate materna	0.00	0.00	0.19	0.00	0.00	0.00	0.21	0.00	0.00

Mortalitatea specifica pe principalele grupe de afectiuni

	2005	2006	2007	2008	2009	2010	2011	2012	2013
Aparatul cardiocirculator numar	3442	3312	3201	3176	3255	3312	3092	3158	3025
Mortalit.specif.la 100000 loc.	667.56	642.72	623.98	620.52	636.60	648.80	606.68	621.95	597.52
Aparatul respirator numar	238	194	174	179	219	240	196	267	261
Mortalit.specif.la 100000 loc.	46.16	37.65	33.92	34.97	42.83	47.01	38.46	52.58	51.55
Aparatul digestiv numar	462	399	429	387	448	425	452	406	448
Mortalit.specif.la 100000 loc.	89.60	77.43	83.63	75.61	87.62	83.25	88.69	79.96	88.49
Tumori numar	1001	978	929	876	881	976	935	925	927
Mortalit.specif.la 100000 loc.	194.14	189.79	181.09	171.15	172.30	191.19	183.46	182.17	183.11
Accidente numar	310	323	236	268	301	311	247	247	232
Mortalit.specif.la 100000 loc.	60.12	62.68	46.00	52.36	58.87	60.92	48.46	48.65	45.83
Alte cauze numar	289	317	341	343	352	323	326	368	323
Mortalit.specif.la 100000 loc.	56.05	61.52	66.47	67.01	68.84	63.27	63.96	72.48	63.80

2. Evidenta gravidelor

	2005	2006	2007	2008	2009	2010	2011	2012	2013
Total nou intrate in evidenta	4682	3858	3734	4079	3815	3376	3009	2775	2816
Nou depistate	4423	3667	3602	3928	3730	3256	2930	2692	2730
Din care cu risc	1013	809	713	793	721	592	463	419	421
Nou depis- in lunile de sarcina I - III	2844	2460	2483	2761	2641	2295	2021	1903	1890
tate in lunile de sarcina IV - V	936	739	684	808	668	574	517	479	514
in lunile de sarcina VI - IX	643	468	435	443	421	387	392	310	326
Venite din alte teritorii	259	191	132	151	85	120	79	83	86
Scoase din evidenta	4857	4032	3673	3994	3890	3635	3089	2957	2736
Ramase in evidenta	1989	1815	1876	1961	1886	1627	1547	1365	1445

3. Intreruperea cursului sarcinii

	2005	2006	2007	2008	2009	2010	2011	2012	2013
Total avorturi	1806	1569	1530	1518	1352	1226	1112	982	948
Indicator la mia de nascuti vii	327.41	294.87	291.87	273.07	249.35	242.05	232.15	204.07	205.28
din care									
la cerere	815	511	433	432	385	278	365	365	317
indicator la mia de nascuti vii	147.75	96.03	82.60	77.71	71.01	54.89	76.20	75.85	68.64
avort incomplet	991	1058	1097	1086	967	948	747	617	631
indicator la mia de nascuti vii	179.66	198.83	209.27	195.36	178.35	187.17	155.95	128.22	136.64
avort provocat	0	0	0	0	0	0	0	0	0
indicator la mia de nascuti vii	0.00	0.00	0.00	0.00	0.00	0.00	0.00	0.00	0.00

Morbiditate

Numar cazuri noi de imbolnavire (in evidenta medicului de familie)

	2005	2006	2007	2008	2009	2010	2011	2012	2013
Total cazuri noi	456004	408030	464966	485178	450116	474595	482879	504868	471454
Incidenta la 1000 loc	884.40	791.81	906.37	947.93	880.32	929.70	947.45	994.31	931.25

Morbiditate specifica	2005	2006	2007	2008	2009	2010	2011	2012	2013
Aparatul cardiocirculator nr.cazuri noi	24663	25012	34321	32260	28566	32936	30671	31333	32062
Morbiditate specifica	4783.27	4853.75	6690.25	6302.90	5586.82	6451.94	6017.93	6170.88	6333.13
Aparatul respirator nr.cazuri noi	193379	171668	169155	176124	173871	195206	201675	198640	143035
Morbiditate specifica	37504.90	33313.35	32973.68	34410.78	34004.94	38239.55	39570.50	39121.15	28253.38

Date comparative

Aparatul digestiv	nr.cazuri noi	37369	34480	43113	43301	39832	42613	46689	52770	55835
	Morbiditate specifica	7247.53	6691.08	8404.09	8460.07	7790.17	8347.60	9160.81	10392.79	11028.96
Tumori maligne	nr.cazuri noi	1324	1363	1378	1381	1387	1437	1388	1544	1510
	Morbiditate specifica	256.78	264.50	268.62	269.82	271.26	281.50	272.34	304.08	298.27
Accidente	nr.cazuri noi	15381	14465	9082	8820	8100	8645	8885	11668	9398
	Morbiditate specifica	2983.07	2807.03	1770.37	1723.24	1584.16	1693.50	1743.32	2297.95	1856.37
Alte cauze	nr.cazuri noi	183888	161042	207917	223292	198360	193758	193571	208913	229614
	Morbiditate specifica	35664.16	31251.30	40529.63	43626.37	38794.39	37955.89	37980.42	41144.37	45355.14

1. Evidenta bolnavilor tuberculosi

	2005	2006	2007	2008	2009	2010	2011	2012	2013
Numar bolnavi noi	431	435	423	457	454	356	350	336	348
Indicator la 100.000 loc.	83.59	84.41	82.46	89.29	88.79	69.74	68.67	66.17	68.74
Numar bolnavi readmisi	85	109	99	77	81	68	59	53	40
Numar bolnavi scosi din evidenta	725	527	569	458	534	577	420	391	437
Nr.bolnavi ramasi in evidenta	525	542	495	571	572	419	408	406	357
Indice de prevalenta la 100 loc.	0.10	0.11	0.10	0.11	0.11	0.08	0.08	0.08	0.07

2. Evidenta bolnavilor de cancer

	2005	2006	2007	2008	2009	2010	2011	2012	2013
Total localizari	1324	1363	1378	1381	1387	1437	1541	1544	1510
Indicator la 100.000 loc.	256.78	264.50	268.62	269.82	271.26	281.50	302.36	304.08	298.27
din care									
piele	32	33	29	83	80	109	132	106	127
san la femei	103	112	117	115	117	101	126	128	130
col uterin	92	92	99	121	116	96	70	83	93
bronho-pulmonar	251	257	225	234	202	226	209	203	179
stomac	84	92	90	111	96	103	126	94	89
prostata	57	38	49	66	51	62	89	104	98
Nr.bolnavi ramasi in evidenta	8216	8537	8950	9328	9670	9987	10279	10536	10967
Indicator de prevalenta la 100 loc.	1.59	1.66	1.74	1.82	1.89	1.96	2.02	2.08	2.17

3. Evidenta diabetului zaharat

	2005	2006	2007	2008	2009	2010	2011	2012	2013
Total cazuri noi	1736	1478	1975	2350	1728	1459	1315	1486	1924
Indicator la 100.000 loc.	336.69	286.82	384.99	459.14	337.95	285.81	258.02	292.66	380.04
Nr.bolnavi ramasi in evidenta	10374	11306	12718	16052	16733	17526	18093	18809	19750
Indice de prevalenta la 100 loc.	2.01	2.19	2.48	3.14	3.27	3.43	3.55	3.70	3.90

4. Evidenta bolnavilor psihici

	2005	2006	2007	2008	2009	2010	2011	2012	2013
Total cazuri noi	167	123	151	148	124	109	140	146	220
Indicator la 100.000 loc.	32.39	23.87	29.43	28.92	24.25	21.35	27.47	28.75	43.46
Nr.bolnavi ramasi in evidenta	2771	2882	3027	3134	3200	3181	3085	3045	3093
Indice de prevalenta la 100 loc.	0.54	0.56	0.59	0.61	0.63	0.62	0.61	0.60	0.61
Bolnavi psihici periculosi									
Total cazuri noi	1	6	8	17	4	6	12	6	8
Indicator la 100.000 loc.	0.19	1.16	1.56	3.32	0.78	1.18	2.35	1.18	1.58
Nr.bolnavi ramasi in evidenta	97	99	105	119	123	123	102	110	115
Indice de prevalenta la 100 loc.	0.02	0.02	0.02	0.02	0.02	0.02	0.02	0.02	0.02

5. Evidenta copiilor (sub 3 ani cu malnutritie proteino-calorica din cabinetul medicului de familie)

	2005	2006	2007	2008	2009	2010	2011	2012	2013
Bolnavi noi									
Total 0-3 ani	219	210	187	152	176	245	156	115	108
din care sub un an	157	156	109	102	140	157	109	85	82
din care decedati									
Total 0-3 ani	10	5	1	1	1	0	0	0	0
din care sub un an	1	2	1	1	1	0	0	0	0
Ramasi in evidenta									
Total 0-3 ani	123	134	121	123	96	205	105	72	43
din care sub un an	56	58	70	73	58	101	63	35	30

6. Evidenta reumatismului articular acut

	2005	2006	2007	2008	2009	2010	2011	2012	2013
Bolnavi noi 0-14 ani									
Total	101	121	98	23	12	0	0	0	0
din care cu leziuni cardiace	80	87	60	1	0	0	0	0	0
ramasi in evidenta	329	434	38	62	64	51	38	21	12

7. Alte boli (cabinetul medicului de familie - ramasi in evidenta)

	2005	2006	2007	2008	2009	2010	2011	2012	2013
Gusa simpla si nodulara netoxica	1615	1732	1998	2187	2379	2587	2851	3198	3567
indice de prevalenta la 100 loc.	0.31	0.34	0.39	0.43	0.47	0.51	0.56	0.63	0.70

Date comparative

Diabet zaharat	7007	7725	9531	11612	12637	13546	15620	15931	16141	
indice de prevalenta la 100 loc.	1.36	1.50	1.86	2.27	2.47	2.65	3.06	3.14	3.19	
Malnutritia proteino-calorica	461	470	417	359	358	325	353	360	395	
indice de prevalenta la 100 loc.	0.09	0.09	0.08	0.07	0.07	0.06	0.07	0.07	0.08	
Rahitism evolutiv	214	195	168	192	164	123	129	111	101	
indice de prevalenta la 100 loc.	0.04	0.04	0.03	0.04	0.03	0.02	0.03	0.02	0.02	
Anemii	3335	3606	4178	4567	4500	4561	4642	4631	4534	
indice de prevalenta la 100 loc.	0.65	0.70	0.81	0.89	0.88	0.89	0.91	0.91	0.90	
Tulburari mintale	5226	5527	5894	6194	6718	7298	7593	7877	8193	
indice de prevalenta la 100 loc.	1.01	1.07	1.15	1.21	1.31	1.43	1.49	1.55	1.62	
Epilepsie	2086	2190	2276	2369	2490	2725	2873	2960	2991	
indice de prevalenta la 100 loc.	0.40	0.42	0.44	0.46	0.49	0.53	0.56	0.58	0.59	
Reumatism articular acut	1040	1070	1172	1170	1138	1085	1002	958	798	
indice de prevalenta la 100 loc.	0.20	0.21	0.23	0.23	0.22	0.21	0.20	0.19	0.16	
Cardiopatii reumatismale cronice	824	802	833	844	827	828	747	748	736	
indice de prevalenta la 100 loc.	0.16	0.16	0.16	0.16	0.16	0.16	0.15	0.15	0.15	
Boli hipertensive	30414	32478	35991	39375	41949	44390	46243	47645	48031	
indice de prevalenta la 100 loc.	5.90	6.30	7.02	7.69	8.20	8.70	9.07	9.38	9.49	
Cardiopatie ischemica	16369	17655	19382	21132	22234	23506	24432	24995	24876	
indice de prevalenta la 100 loc.	3.17	3.43	3.78	4.13	4.35	4.60	4.79	4.92	4.91	
Cord pulmonar cronic	1437	1469	1393	1491	1517	1481	1416	1363	1287	
indice de prevalenta la 100 loc.	0.28	0.29	0.27	0.29	0.30	0.29	0.28	0.27	0.25	
Boli cerebro-vasculare	3982	4214	4860	5466	6111	6914	7613	8207	7478	
indice de prevalenta la 100 loc.	0.77	0.82	0.95	1.07	1.20	1.35	1.49	1.62	1.48	
Boli pulmonare cronice obstructive	5750	6174	6522	7046	7612	8262	8477	8881	8753	
indice de prevalenta la 100 loc.	1.12	1.20	1.27	1.38	1.49	1.62	1.66	1.75	1.73	
Boala ulceroasa	5277	5328	5468	5606	5652	5607	5501	5587	5384	
indice de prevalenta la 100 loc.	1.02	1.03	1.07	1.10	1.11	1.10	1.08	1.10	1.06	
Ciroza si alte hepatite cronice	4761	5096	5516	6029	6342	6385	6489	6480	6333	
indice de prevalenta la 100 loc.	0.92	0.99	1.08	1.18	1.24	1.25	1.27	1.28	1.25	
Nefritopatii cronice	626	611	650	785	871	949	950	976	1005	
indice de prevalenta la 100 loc.	0.12	0.12	0.13	0.15	0.17	0.19	0.19	0.19	0.20	
Calculoza urinara	1649	1681	1817	1968	2008	2041	2004	2016	2093	
indice de prevalenta la 100 loc.	0.32	0.33	0.35	0.38	0.39	0.40	0.39	0.40	0.41	
Malformatii congenitale	Total	641	656	670	68	713	717	nu avem date	nu avem date	777
	indice de prev.la 100 loc.	0.12	0.13	0.13	0.01	0.14	0.14			0.15
	din care aparat circulator	366	379	389	391	408	425	397	400	426
indice de prev.la 100 loc.	0.07	0.07	0.08	0.08	0.08	0.08	0.08	0.08	0.08	

9. Bolnavi iesiti din spital

	2005	2006	2007	2008	2009	2010	2011	2012	2013
Total	102158	103560	104895	111066	111452	102713	85005	82764	87897
din care din comune	45332	47894	50237	41438	50879	47299	37982	37470	39982
sub un an	6352	5575	5585	5399	6128	5399	4397	4519	4502
din tot.									
infectioase	8569	8247	8224	9191	8732	7548	4488	3920	4178
tumori maligne	2742	2959	5372	8270	8531	9586	7472	5952	6215
aparat circulator	12292	13230	13232	15966	15867	14678	11453	11498	12231
din care infarct ac.miocardic	333	334	307	291	297	322	325	205	324
alte ischem.miocard	1324	974	722	1222	1240	1035	1203	1290	929
cerebro-vasculare	2309	2652	2555	3039	2252	2865	2333	2040	2140
aparat respirator	15907	15474	14431	14387	15314	14545	13025	13468	14589
aparat digestiv	11493	11762	11605	11581	11463	11577	8965	8933	9228
aparat uro-genital	7060	6726	6709	7306	6078	5850	4627	4419	5305
sistem osteo-articular	6216	6498	6443	6875	6170	5358	4592	4744	5117
traumatisme/otraviri	7251	7006	6646	6395	6167	5820	4837	4685	4768
tulb.mintale cu dur.de spit.>365	13	0	0	0	0	0	0	0	0
cu consum ilicit de droguri	0	0	0	2	0	0	0	0	0
din care prima spitalizare	0	0	0	2	0	0	0	0	0
Nascuti vii cu malformatii cong.	155	117	103	118	107	83	76	90	87
din care Down	5	5	1	4	4	1	2	1	0
total decedati din iesiti	1551	1504	1579	1607	1825	1812	1766	1775	1787

10. Infectii interioare din spital

	2005	2006	2007	2008	2009	2010	2011	2012	2013
TOTAL	98	66	76	110	129	122	62	65	70
din care									
Pediatrie	27	8	6	11	3	2	4	1	2
Nou nascuti	25	20	6	7	8	10	10	7	4
Obstetrica	1	0	14	19	10	6		1	0
Ginecologie	2	1	2	0	0	0		0	0
Chirurgie	7	3	4	19	11	29	8	14	13

Date comparative

ATI	0	0	5	2	3	5		16	23
Dializa	0	0	0	0	0	0		0	0
Alte sectii	36	34	39	52	94	70	40	26	28

11. Boli infectioase si parazitare - cazuri noi

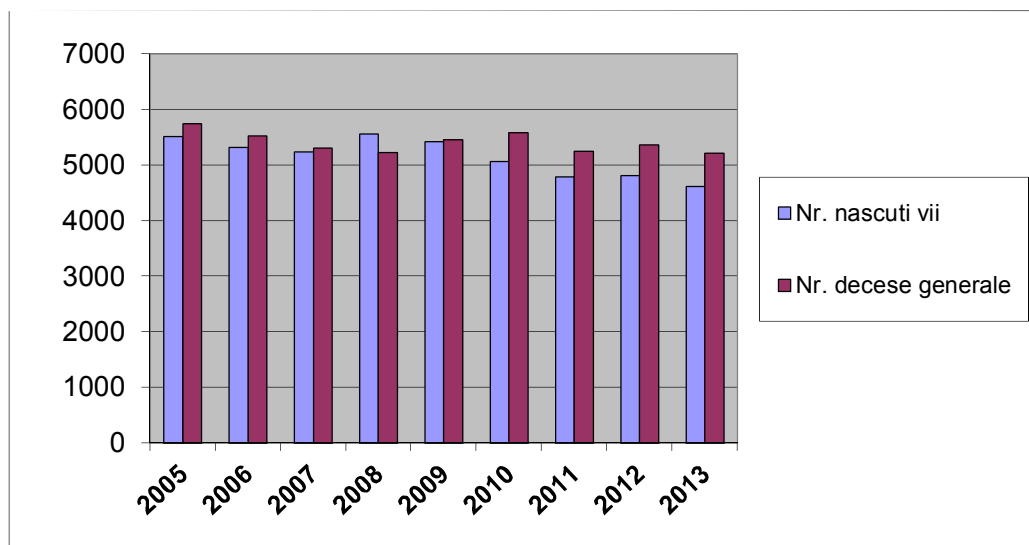
	2005	2006	2007	2008	2009	2010	2011	2012	2013
Tuberculoza	431	435	423	458	454	356	350	336	348
Hepatita virala									
Total	371	377	157	126	40	230	185	45	30
incidenta la 100.000 loc.	71.95	73.16	30.60	24.62	7.82	45.06	36.30	8.86	5.93
din care hepatita virala A	289	330	112	101	23	213	170	36	19
hepatita virala B	47	34	18	14	9	12	10	7	9
Sifilis									
Total	124	150	117	135	101	57	38	18	15
incidenta la 100.000 loc.	24.05	29.11	22.81	26.38	19.75	11.17	7.46	3.55	2.96
din care sifilis congenital	1	0	1	1	1	1	0	0	0
Infectie gonococica tot.cazuri noi	24	16	10	8	6	10	19	4	4
incidenta la 100.000 loc.	4.65	3.10	1.95	1.56	1.17	1.96	3.73	0.79	0.79
Tuse convulsiva	1	0	0	7	0	1	0	1	0
Rujeola	87	0	0	0	0	95	431	81	0
Rubeola									
Total din care	257	60	25	25	0	0	16	38	3
Rubeola congenitala	0	0	0	0	0	0	0	5	3
Difterie	0	0	0	0	0	0	0	0	0
Tetanos									
Total din care	1	0	1	1	0	0	0	0	0
Tetanos neonatal	0	0	0	0	0	0	0	0	0
Poliomielita	0	0	0	0	0	0	0	0	0
Parotidita epidemica	1592	325	50	63	69	0	0	0	0
Malarie	0	1	0	0	0	0	0	0	1

12. HIV, SIDA

	2005	2006	2007	2008	2009	2010	2011	2012	2013
Numar cazuri noi HIV	5	3	2	8	0	2	6	2	3
Nr.cumulativ HIV cazuri seropozitive	20	23	25	31	31	33	22	17	17
Nr.cazuri noi SIDA	0	1	0	0	2	3	2	0	0
Nr.total cazuri noi SIDA ramase in evidenta	26	26	22	20	22	25	43	44	44

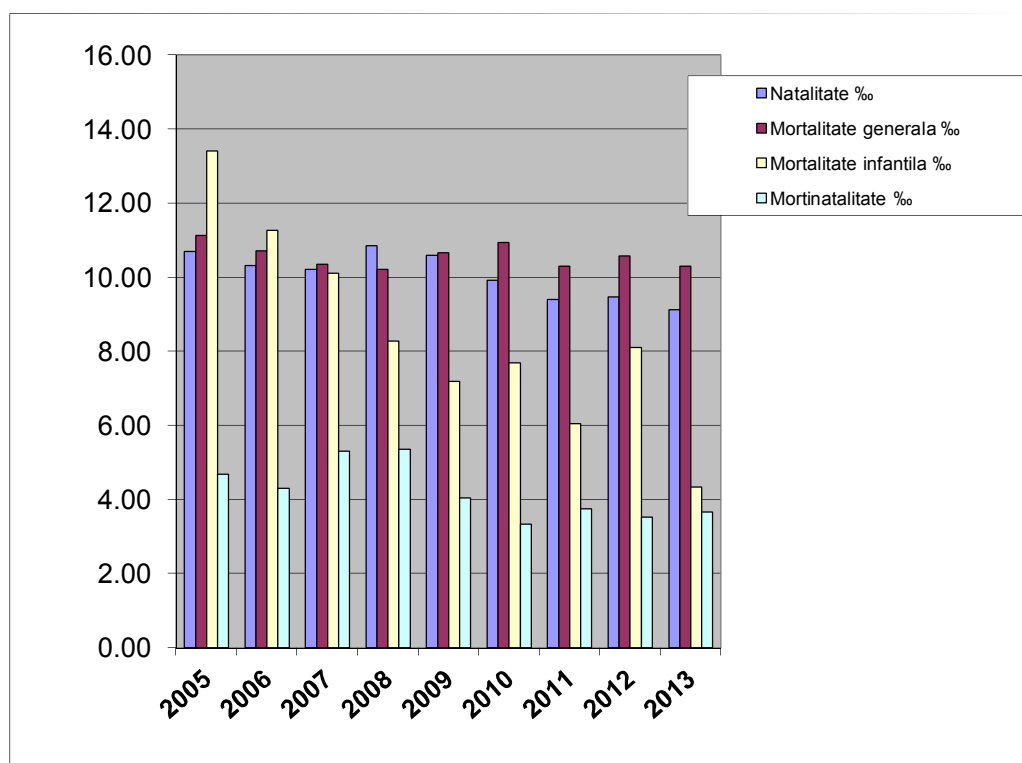
1. Miscarea naturala a populatiei

	2005	2006	2007	2008	2009	2010	2011	2012	2013
Nr. nascuti vii	5516	5321	5242	5559	5422	5065	4790	4812	4618
Natalitate ‰	10.70	10.33	10.22	10.86	10.60	9.92	9.40	9.48	9.12
Nr. decese generale	5742	5523	5310	5229	5456	5587	5248	5371	5216
Mortalitate generala ‰	11.14	10.72	10.35	10.22	10.67	10.94	10.30	10.58	10.30



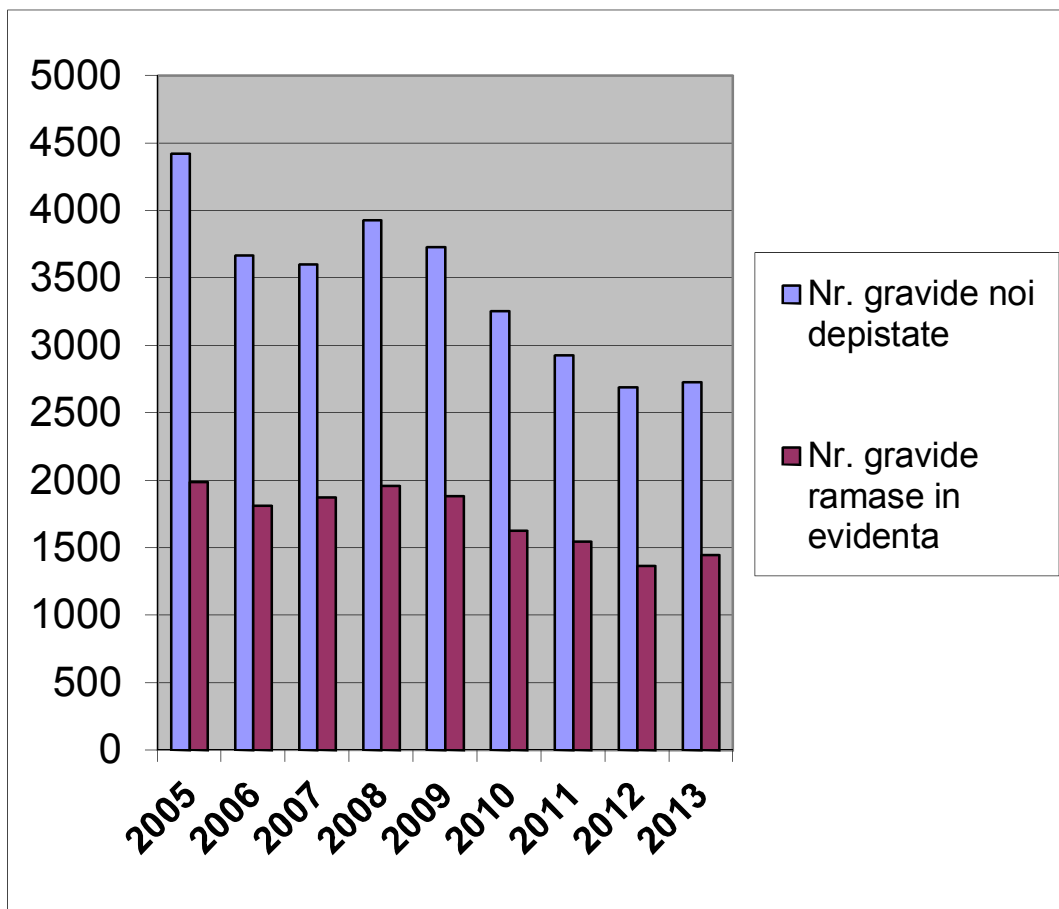
1. Miscarea naturala a populatiei

	2005	2006	2007	2008	2009	2010	2011	2012	2013
Nr. decedati sub un an	74	60	53	46	39	39	29	39	20
Mortalitate infantila ‰	13.42	11.28	10.11	8.27	7.19	7.70	6.05	8.10	4.33
Nr. decedati 1-4 ani	15	11	9	8	8	6	4	7	3
Numar nascuti morti	26	23	28	30	22	17	18	17	17
Mortinatalitate ‰	4.69	4.30	5.31	5.37	4.04	3.35	3.74	3.52	3.67
Nr. decese maternе	0	0	1	0	0	0	1	0	0
Mortalitate materna	0.00	0.00	0.19	0.00	0.00	0.00	0.21	0.00	0.00



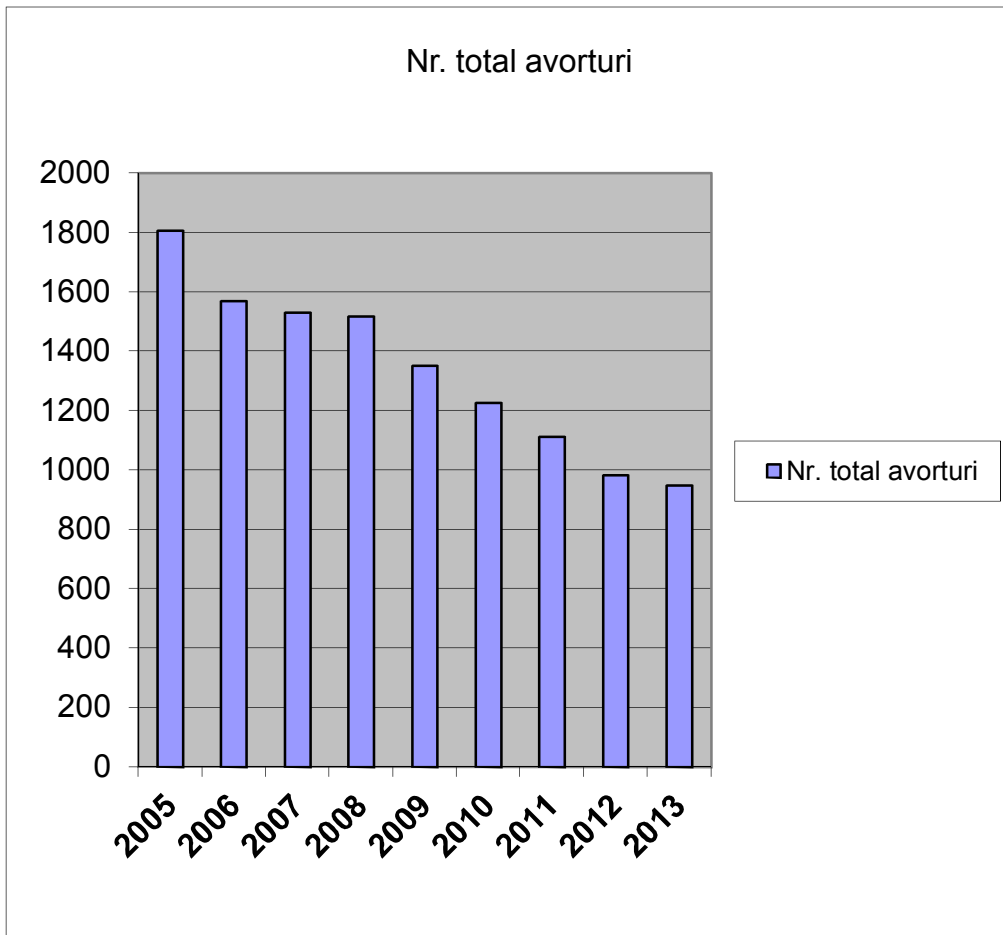
2 Evidenta gravidelor

	2005	2006	2007	2008	2009	2010	2011	2012	2013
Nr. gravide noi depistate	4423	3667	3602	3928	3730	3256	2930	2692	2730
Nr. gravide ramase in evidenta	1989	1815	1876	1961	1886	1627	1547	1365	1445



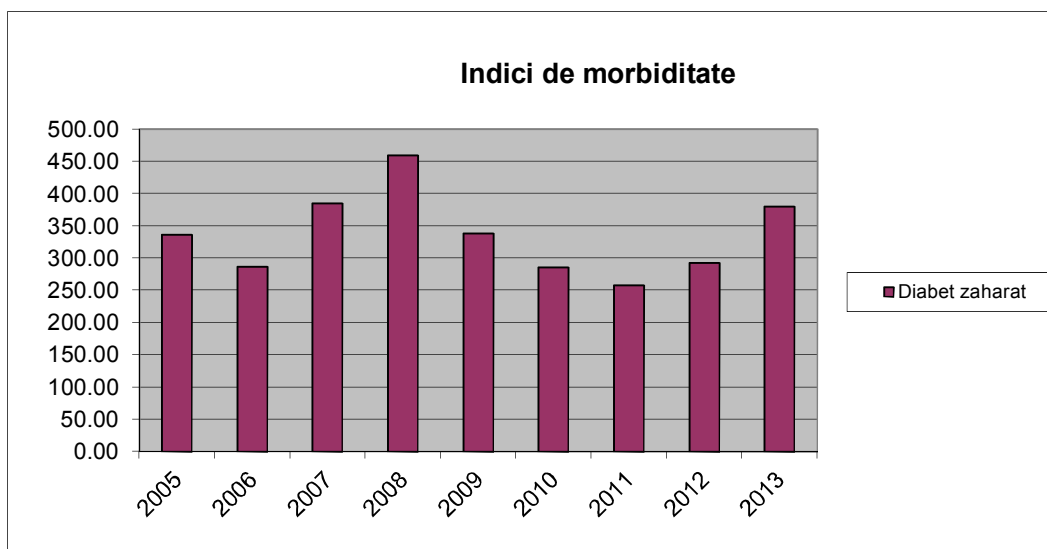
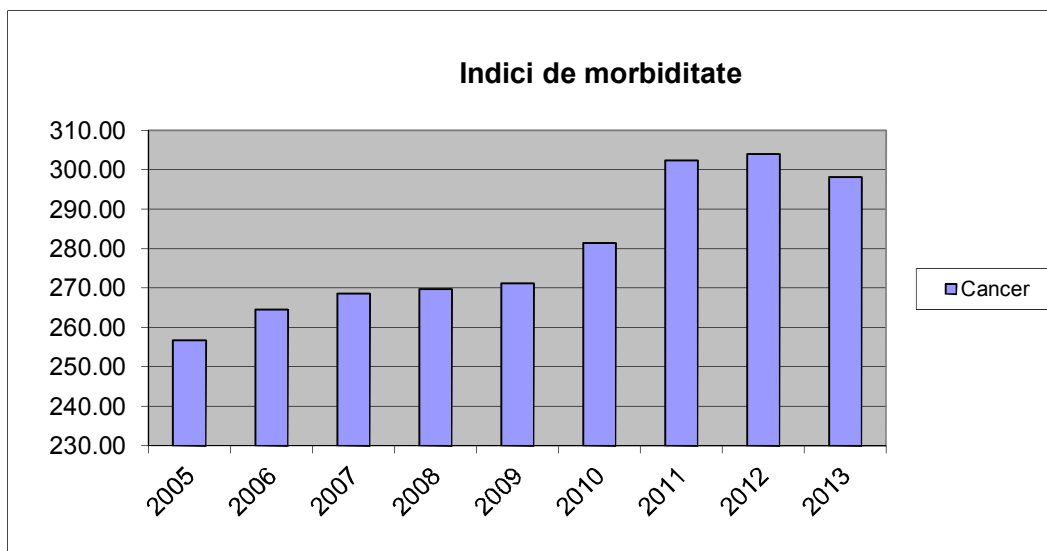
3 Intreruperea cursului sarcinii

	2005	2006	2007	2008	2009	2010	2011	2012	2013
Nr. total avorturi	1806	1569	1530	1518	1352	1226	1112	982	948



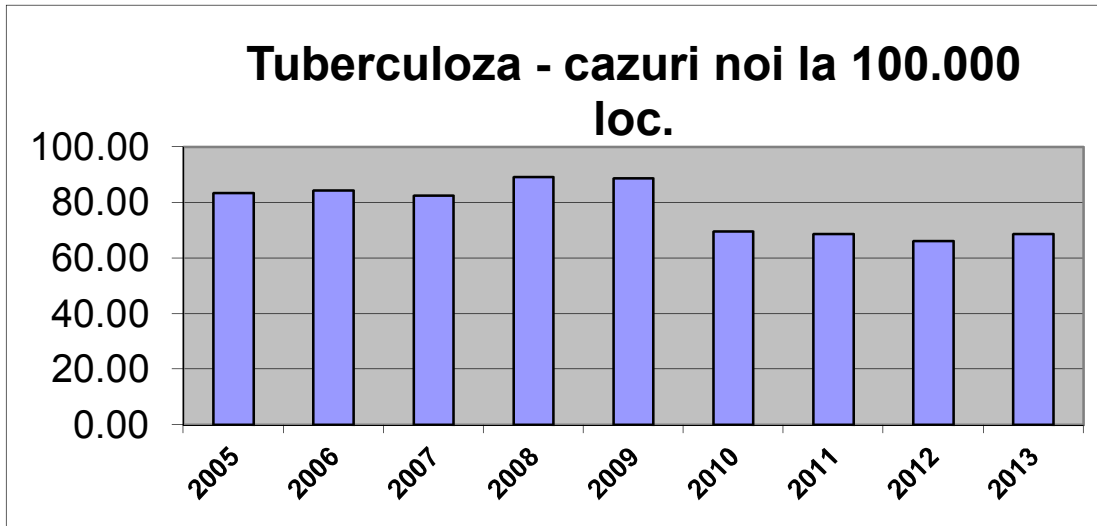
Morbiditate Cazuri noi

		2005	2006	2007	2008	2009	2010	2011	2012	2013
Cancer	numar cazuri noi	1324	1363	1378	1381	1387	1437	1541	1544	1510
	indice la 100.000 loc	256.78	264.50	268.62	269.82	271.26	281.50	302.36	304.08	298.27
Diabet zaharat	numar cazuri noi	1736	1478	1975	2350	1728	1459	1315	1486	1924
	indice la 100.000 loc	336.69	286.82	384.99	459.14	337.95	285.81	258.02	292.66	380.04

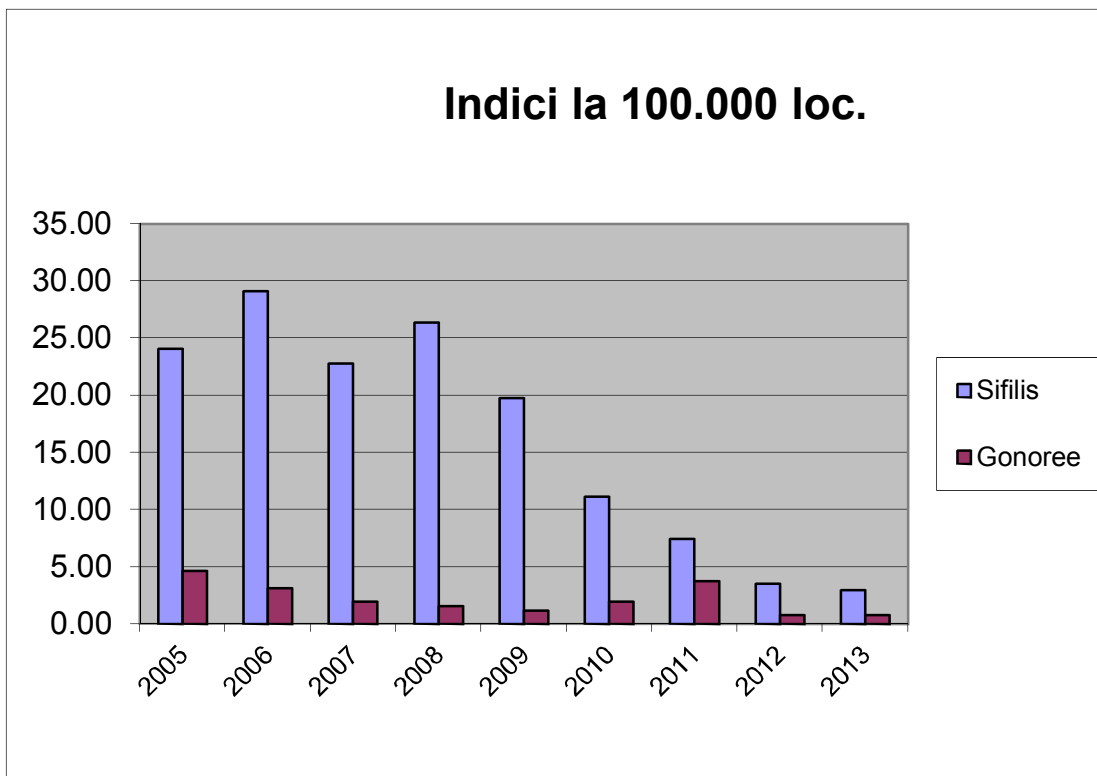


Morbiditate
Boli infectioase - cazuri noi

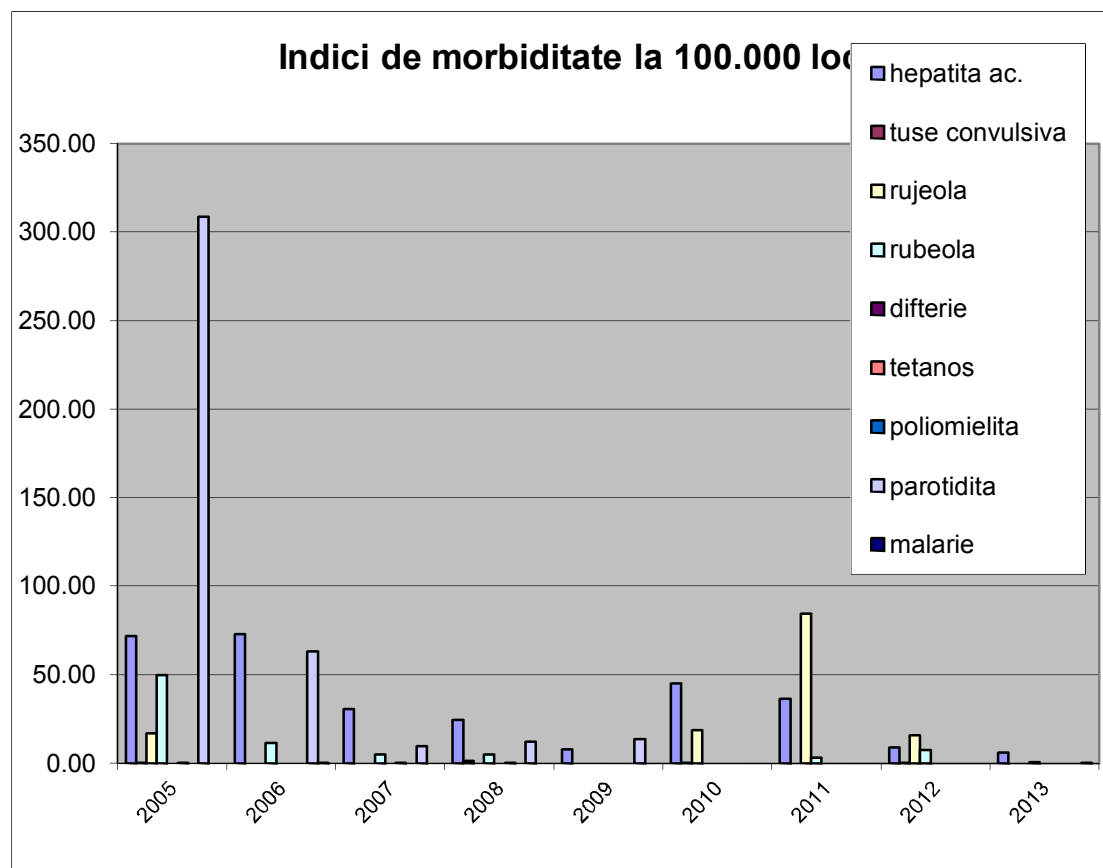
		2005	2006	2007	2008	2009	2010	2011	2012	2013
Tuberculoza	numar cazuri noi	431	435	423	457	454	356	350	336	348
	indice la 100.000 loc	83.59	84.41	82.46	89.29	88.79	69.74	68.67	66.17	68.74



		2005	2006	2007	2008	2009	2010	2011	2012	2013
Sifilis	numar cazuri noi	124	150	117	135	101	57	38	18	15
	indice la 100.000 loc	24.05	29.11	22.81	26.38	19.75	11.17	7.46	3.55	2.96
Gonoree	numar cazuri noi	24	16	10	8	6	10	19	4	4
	indice la 100.000 loc	4.65	3.10	1.95	1.56	1.17	1.96	3.73	0.79	0.79



		2005	2006	2007	2008	2009	2010	2011	2012	2013
hepatita ac. virală	numar cazuri noi	371	377	157	126	40	230	185	45	30
	indice la 100.000 loc	71.95	73.16	30.60	24.62	7.82	45.06	36.30	8.86	5.93
tuse convulsiva	numar cazuri noi	1	0	0	7	0	1	0	1	0
	indice la 100.000 loc	0.19	0.00	0.00	1.37	0.00	0.20	0.00	0.20	0.00
rujeola	numar cazuri noi	87	0	0	0	0	95	431	81	0
	indice la 100.000 loc	16.87	0.00	0.00	0.00	0.00	18.61	84.57	15.95	0.00
rubeola din care congenitală	numar cazuri noi	257	60	25	25	0	0	16	38	3
	indice la 100.000 loc	49.84	11.64	4.87	4.88	0.00	0.00	3.14	7.48	0.59
	numar cazuri noi	0	0	0	0	0	0	0	5	3
	indice la 100.000 loc	0.00	0.00	0.00	0.00	0.00	0.00	0.00	0.98	0.59
difterie	numar cazuri noi	0	0	0	0	0	0	0	0	0
	indice la 100.000 loc	0.00	0.00	0.00	0.00	0.00	0.00	0.00	0.00	0.00
tetanos din care neonatal	numar cazuri noi	1	0	1	1	0	0	0	0	0
	indice la 100.000 loc	0.19	0.00	0.19	0.20	0.00	0.00	0.00	0.00	0.00
	numar cazuri noi	0	0	0	0	0	0	0	0	0
	indice la 100.000 loc	0.00	0.00	0.00	0.00	0.00	0.00	0.00	0.00	0.00
poliomielita	numar cazuri noi	0	0	0	0	0	0	0	0	0
	indice la 100.000 loc	0.00	0.00	0.00	0.00	0.00	0.00	0.00	0.00	0.00
parotidita	numar cazuri noi	1592	325	50	63	69	0	0	0	0
	indice la 100.000 loc	308.76	63.07	9.75	12.31	13.49	0.00	0.00	0.00	0.00
malarie	numar cazuri noi	0	1	0	0	0	0	0	0	1
	indice la 100.000 loc	0.00	0.19	0.00	0.00	0.00	0.00	0.00	0.00	0.20



**Prevalenta
- ramasi in evidenta la 100 loc.-**

	2005	2006	2007	2008	2009	2010	2011	2012	2013
Boli hipertensive	5.90	6.30	7.02	7.69	8.20	8.70	9.07	9.38	9.49
Cardiopatie ischemica	3.17	3.43	3.78	4.13	4.35	4.60	4.79	4.92	4.91
Cancer	1.59	1.66	1.74	1.82	1.89	1.96	2.02	2.08	2.17
Diabet zaharat	2.01	2.19	2.48	3.14	3.27	3.43	3.55	3.70	3.90

